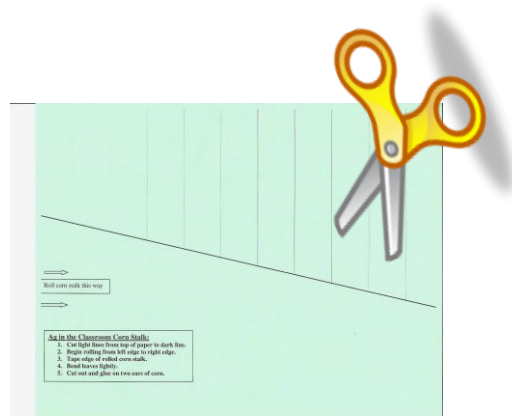


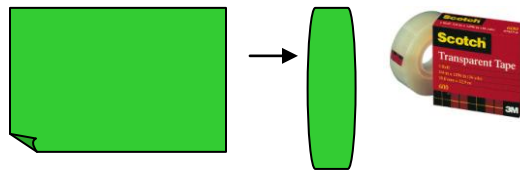
MAKE A CORN STALK

STEP 1:



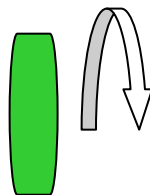
Cut the dotted line. **STOP** at solid line.

STEP 2:



Roll from left side and tape edge.

STEP 3:



Bend cut edges down slightly.

STEP 4:



Cut out and glue on two ears of corn.